


Recreational cycling The Netherlands | 2023

Participation recreational cycling



76%

of the Dutch (16+)
cycles just for fun



The Netherlands has approximately

11.1 million
recreational cyclists (16+)

of which



35% cycle
at least **once a week**

Source: Kien Research, 2020 and 2021 and CBS, Population on 1 January 2021

Number of cycling trips

Dutch people (16+)
make

699 million
recreational cycling trips annually



Source: Kien Research, 2020 and 2021 and CBS, Population on 1 January 2021

Cycling appreciation rating

in the Netherlands

8.2



Source: Blauw, Recreational cycling in the Netherlands, 2021*

Navigation resources most often used

by the Dutch



1
Junction route signs

67%
and overview panels
37%



2
Apps on mobile smartphones

43%



3
Paper map or booklet

18%

Source: Blauw, Recreational cycling in the Netherlands, 2021*

Type of bicycle

 Dutch people usually cycle on a/an:

52% electric bicycle



16% touring bicycle



16% common/city bicycle

Source: Blauw, Recreational cycling in the Netherlands, 2021*

Top 3 points of improvement

for cycling infrastructure

1 Cycle paths are too narrow

38%



2 Quality of paving/
road surface

31%



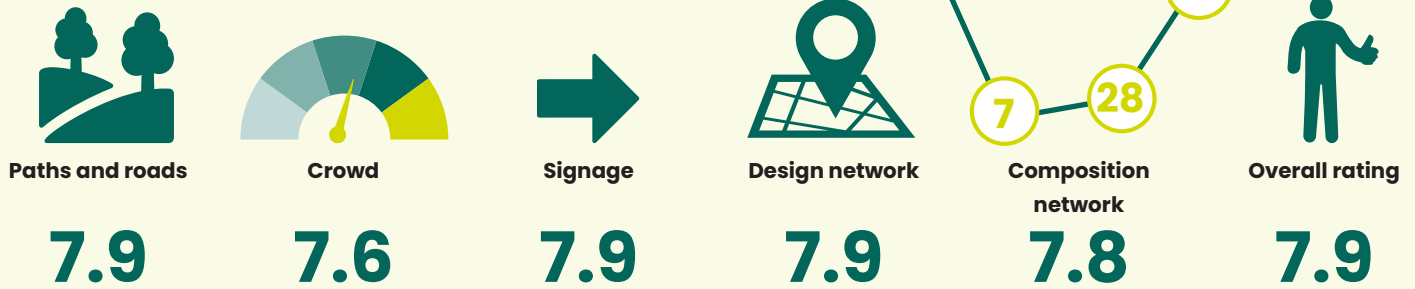
3 Crowded bicycle lanes

28%



Source: Blauw, Recreational cycling in the Netherlands, 2021*
These figures deepen the improvement points published by ANWB

Rating components junction route network in the Netherlands



Source: Kien Research, Cycling junction routes, 2022

Cycling holidays foreign tourists

Cycling is the main activity

848.000

cycling holidays
of which

Germany

470.000



Belgium

183.000



Source: NBTC, Inbound tourism survey, 2023

Cycling day trips foreign tourists

Cycling is the main activity



Germany

3 million




Belgium

1 million

Source: NBTC, Inbound day tourism survey, 2023

Cycling holidays from a fixed place

in the Netherlands



5.4 million

cycling holidays from a fixed place

23 million
overnight stays

677 million
euros

in local revenues

Source: De Afdeling Onderzoek, Key figures cycling holidays 2021-2022

Bicycle touring holidays



1.9 million
bike touring
holidays

7 million
overnight stays

265 million euros
in local revenues

Source: De Afdeling Onderzoek, Key figures cycling holidays 2021-2022

Use of long-distance cycle routes

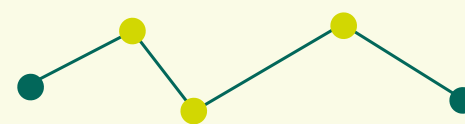
53%

of domestic
touring cyclists
used a long-distance
cycle route on one or
more trips



Source: De Afdeling Onderzoek, Key figures cycling holidays 2021-2022

Supply of bicycle route networks Netherlands



Total length of
junction route
network:

34.586
kilometres

Number of
junctions

9.427



Total length of
long-distance
cycle routes

3.713
kilometres

Source: Fietsplatform, National Route Database, 2022

© DECEMBER 2023 – FIETSPLATFORM (DUTCH CYCLE PLATFORM)

THIS FACT SHEET HAS BEEN PRODUCED WITH FINANCIAL CONTRIBUTIONS FROM THE MINISTRY OF I&W AND THE PROVINCES.

FOR MORE FACTS AND FIGURES, VISIT WWW.FIETSPLATFORM.NL

DESIGN: BURO 28 LEONIE NENNIE – COMPILATION FACT SHEET: DE AFDELING ONDERZOEK (RESEARCH DEPARTMENT) MONICA WAGENAAR

* Basis: respondents ANWB survey