


Recreational cycling The Netherlands | 2022

Participation recreational cycling



76% of the Dutch (16+) cycles just for fun



The Netherlands has approximately

11.1 million recreational cyclists (16+)

of which



35% cycle at least **once a week**

Source: Kien Research, 2020 and 2021 and CBS, Population on 1 January 2021

Number of cycling trips

Dutch people (16+) make

699 million recreational cycling trips annually

Source: Kien Research, 2020 and 2021 and CBS, Population on 1 January 2021

Cycling appreciation rating in the Netherlands

8,2



Source: Blauw, Recreational cycling in the Netherlands, 2021*

Ideal cycling trip

Dutch people most often cite the following characteristics as part of an ideal bike ride:



1

Surroundings

87%



2

The bicycle

79%



3

Safety and comfort cycle paths and streets

72%

Source: Blauw, Recreational cycling in the Netherlands, 2021*

Type of bicycle Dutch people usually cycle on a/an:



52% electric bicycle



16% touring bicycle



16% common/city bicycle



11% road bicycle



2% mountain bicycle

Source: Blauw, Recreational cycling in the Netherlands, 2021*

Top 3 points of improvement

1 Cycle paths are too narrow

36%



2 Quality of paving/road surface

29%



3 Crowded bicycle lanes

28%



Source: Blauw, Recreational cycling in the Netherlands, 2021*

Navigation resources most often used by the Dutch:

1
Junction route signs
and overview panels
67%
37%



2
Apps on mobile smartphones
43%



3
Paper map or booklet
18%



Rating junction route network in the Netherlands



7.9

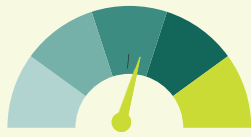
Source: Kien Research, Cycling junction routes, 2022

Source: Blauw, Recreational cycling in the Netherlands, 2021*

Rating components junction route network



Paths and roads
7.9




Crowd
7.6



Signage
7.9



Design network
7.9



Composition network
7.8

Source: Kien Research, Cycling junction routes, 2022

Cycling holidays from a fixed place in the Netherlands



5.4 million
cycling holidays from a
fixed place

23 million
overnight stays

677 million euros
in local revenues

Source: De Afdeling Onderzoek, Key figures cycling holidays 2021-2022

Bicycle touring holidays



1.9 million
bike touring
holidays

7 million
overnight stays

265 million euros
in local revenues

Source: De Afdeling Onderzoek, Key figures cycling holidays 2021-2022

Use of long-distance cycle routes

53%

of domestic touring cyclists
used a long-distance cycle
route on one or more trips



Source: De Afdeling Onderzoek, Key figures cycling holidays 2021-2022

Supply of bicycle route networks Netherlands



Total length of junction route
network:

34.586
kilometres

Number of junctions

9.427

Total length of
long-distance cycle routes

3.713
kilometres



Source: Fietsplatform, National Route Database, 2022

© VERSION JUNE 2023 – FIETSPLATFORM (DUTCH CYCLE PLATFORM)

THIS FACT SHEET HAS BEEN PRODUCED WITH FINANCIAL CONTRIBUTIONS FROM THE MINISTRY OF I&W AND THE PROVINCES.

FOR MORE FACTS AND FIGURES, VISIT WWW.FIETSPLATFORM.NL

DESIGN: BURO 28 LEONIE NENNIE - COMPILATION FACT SHEET: DE AFDELING ONDERZOEK (RESEARCH DEPARTMENT) MONICA WAGENAAR

*Basis: respondents ANWB survey